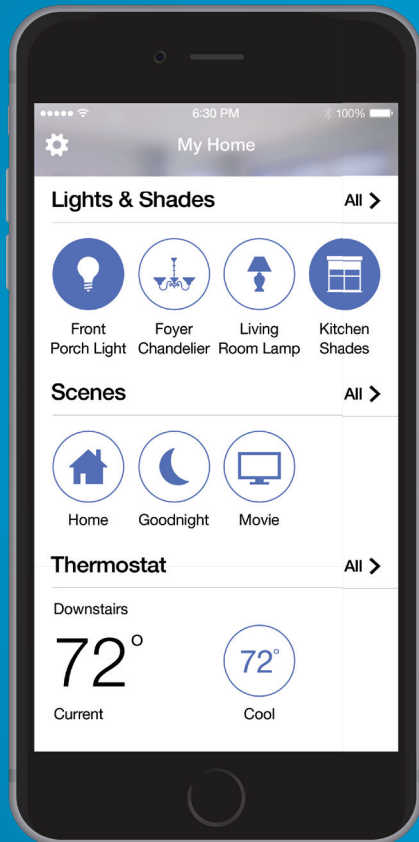
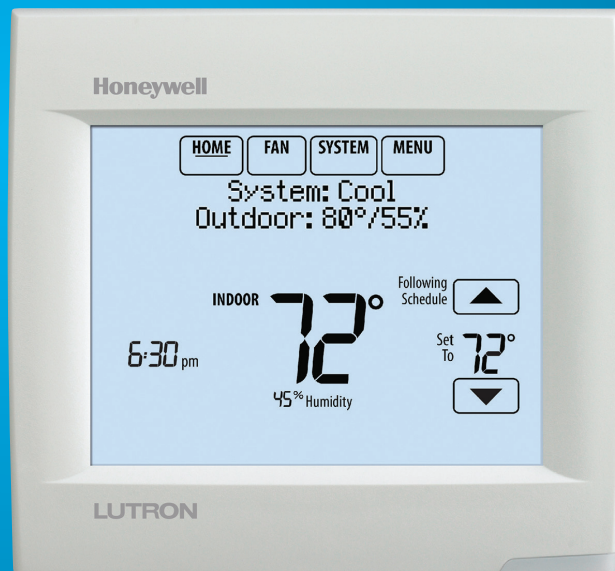


Caséta Wireless works with Honeywell

Two trusted brands for light and temperature control. One simple app.



Lutron App



Lutron-Honeywell Wireless Thermostat



Getting started is easy


Step 1

Install your Caséta Wireless system, connect it to your Wi-Fi router, and download the Lutron App.



Step 2

Install your Honeywell Wi-Fi thermostat, connect to your Wi-Fi network, and download the Honeywell app.



Step 3

Add your Honeywell Wi-Fi thermostat to the Lutron App.

CasetaWireless.com

Customer Assistance

Email: support@lutron.com

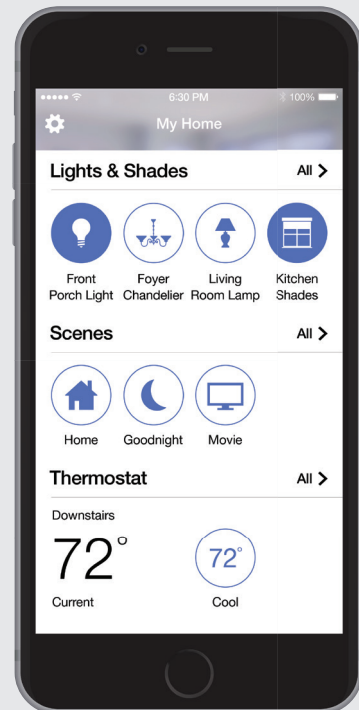
Phone: 1.844.LUTRON1 (588.7661) — includes 24/7 technical support

Caséta by **LUTRON**

© 03/2017 Lutron Electronics Co., Inc. | P/N 367-2704 REV A

What you need

- Lutron Smart Bridge or Smart Bridge PRO
- Lutron App (shown below)
- Honeywell Wi-Fi thermostat
- Honeywell app



® Caséta and Lutron are trademarks of Lutron Electronics Co., Inc., registered in the U.S. and other countries.