

Caséta® Wireless

Discover the power
of smart lighting





Simplify **your life**

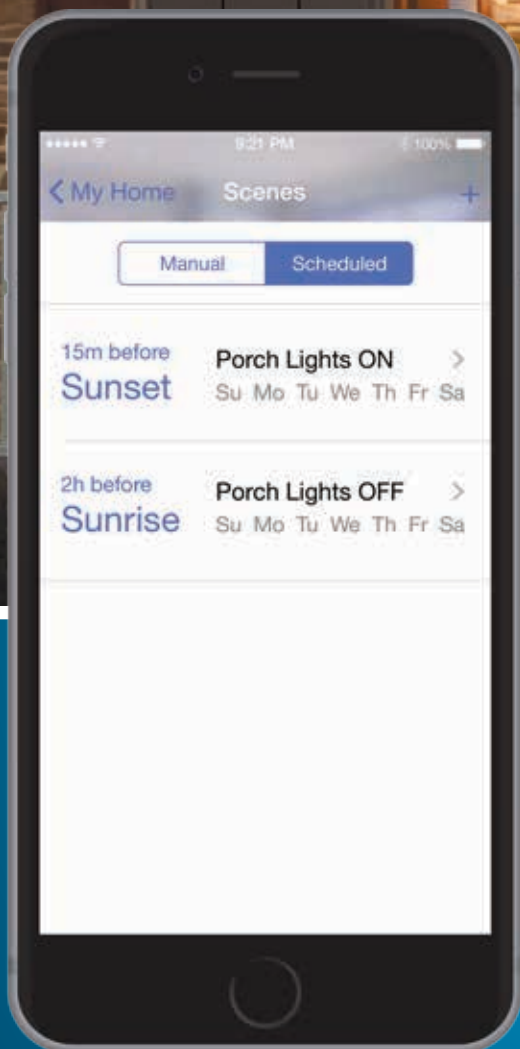
What if you could always walk into a warmly lit home? Or have your lighting automatically adjust when the seasons change?

What if you could easily add a light switch where you need one?

With Caséta® Wireless, you can enjoy those conveniences, and more — from a remote control or your smartphone.

A smarter timer

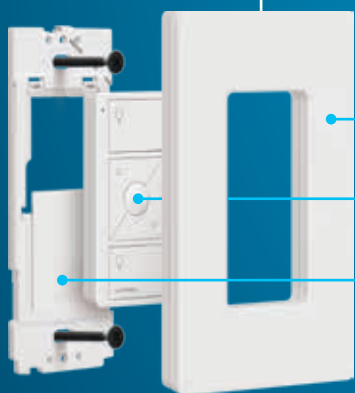
Hassle-free scheduling — No rescheduling needed when the seasons change; your lights will automatically adjust.



Create personalized lighting schedules for the way you live, so lights turn on/off at a set time every day, such as sunset and sunrise.

Away on vacation? Schedule lights to turn on/off at specific times, so your home looks occupied.

Add a switch where
you need one most



Claro®
wallplate

Pico®
remote

Wallplate
bracket


Pico remote wall-mounting kit

Mount a remote to any surface—even brick or tile. Put it wherever is most convenient for you. No cutting holes or wiring required.



Lights off with one touch

Ready to call it a day? Turn lights off with a Pico® remote without getting out of bed.

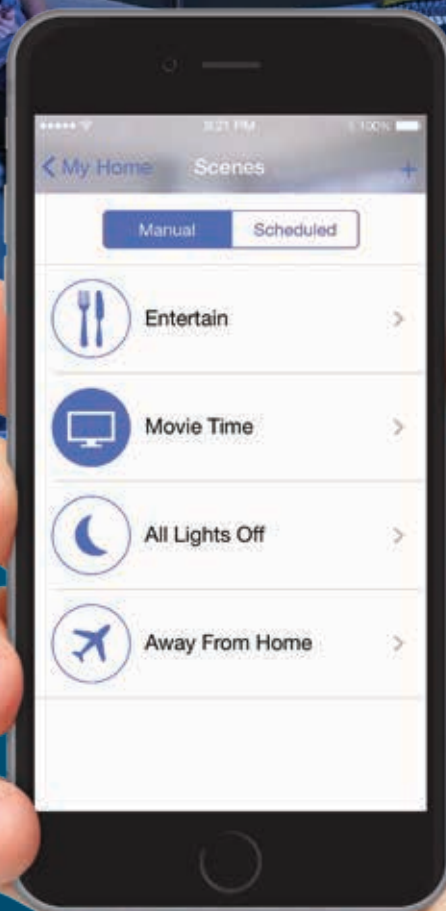




Movie Time

Set the scene

There's more to light than bright — Create the right light for any activity by controlling multiple lights at the same time — dim some and brighten others. Save your favorite scenes and activate them with a single touch.



Hands-free control

Hey Siri,
Turn off the lights.

Voice control—just say the word!

Have an iPhone®? Siri® can turn lights on/off for you.



Have an Amazon Echo? Alexa will get the lights.



Location-based control




Geofencing

The geofencing feature controls your lights based on your location. It can automatically turn lights on when you arrive home and will notify you if you've left lights on when you leave.

Works with Apple® and Android™ devices.

Meet the family



Dimmer

Quick install

Replace your existing switch in as little as 15 minutes



Lamp dimmer

Just plug it in

For table or floor lamps



Meet the family



Pico remote

2-step setup

Pairing a dimmer and a Pico remote is easy—just press and hold buttons.

Then you can adjust lights with one touch from anywhere in your home, or turn them on from your car.



Smart Bridge and FREE Lutron App

Launch app and walk through setup

Monitor and control lights no matter where you are.



Getting started is easy

1. Install your dimmers.



You can add more dimmers whenever you want.

2. Plug in the Smart Bridge and connect to your router.



3. Download the FREE Lutron App and follow the instructions.




Need help? Just give us a call, anytime. Our customer support staff is available 24/7 at **1.844.LUTRON1**.

Add other smart home products



Lutron battery-powered shades

Caséta® Wireless works with Lutron battery-powered shades and other products from leading smart home brands.



Visit CasetaWireless.com for:

- More product information
- How-to videos
- Compatible LED bulb list
- Connected home partners
- Where to buy
- FAQs

HomeKit™ requires an iPhone®, iPad®, or iPod touch® with iOS 8.1 or later.

Smart Bridge enables Caséta Wireless in-wall dimmers and plug-in dimmers to work with HomeKit technology. See CasetaWireless.com/Support for more details.

Controlling HomeKit-enabled accessories away from home requires an Apple TV® (3rd generation or later) with Apple TV software 7.0 or later and an iPhone, iPad, or iPod touch with iOS 8.1 or later.

Apple, Apple TV, iPhone, iPad, iPod touch and Siri are trademarks of Apple Inc., registered in the U.S. and other countries. HomeKit is a trademark of Apple Inc.

Android is a trademark of Google Inc.



CasetaWireless.com

Lutron Electronics Co., Inc.
7200 Suter Road
Coopersburg, PA 18036-1299

World Headquarters 1.610.282.3800
Technical Support 1.800.523.9466 (Available 24/7)
Customer Service 1.888.LUTRON1 (1.888.588.7661)

© 06/2016 Lutron Electronics Co., Inc. | P/N 367-2644 REV A

